
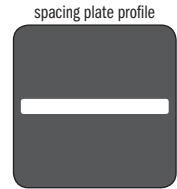


Grid tile installation pattern



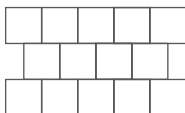
CROSS spacer




EDGE spacer

Tile size	320ft ² coverage <small>19.7'x16.4'</small>		640ft ² coverage <small>39.4'x16.4'</small>		970ft ² coverage <small>49.2'x19.7'</small>		1290ft ² coverage <small>39.4'x32.8'</small>		1610ft ² coverage <small>49.2'x32.8'</small>	
	Number of spacing plate		Number of spacing plates		Number of spacing plates		Number of spacing plates		Number of spacing plates	
	Cross	Edge	Cross	Edge	Cross	Edge	Cross	Edge	Cross	Edge
24"x24"	72	34	152	54	216	66	304	70	384	80
24"x12"	144	50	304	72	456	86	627	104	792	114
16"x16"	168	52	348	84	518	102	696	106	888	122
12"x12"	304	70	624	112	931	136	1287	144	1617	164
8"x4"	1421	156	2890	216	4366	266	5841	316	7326	346

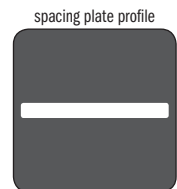
Estimation based on straight or standard grid tile installation pattern



Offset tile installation pattern



"T" spacer



EDGE spacer

Tile size	320ft ² coverage <small>19.7'x16.4'</small>		640ft ² coverage <small>39.4'x16.4'</small>		970ft ² coverage <small>49.2'x19.7'</small>		1290ft ² coverage <small>39.4'x32.8'</small>		1610ft ² coverage <small>49.2'x32.8'</small>	
	Number of spacing plate		Number of spacing plates		Number of spacing plates		Number of spacing plates		Number of spacing plates	
	T	Edge	T	Edge	T	Edge	T	Edge	T	Edge
24"x24"	152	34	312	54	441	67	624	70	784	80
24"x12"	304	50	624	70	931	87	1287	104	1617	114
16"x16"	348	52	708	82	1036	102	1416	108	1776	122
12"x12"	624	70	1264	110	1881	137	2607	144	3267	164
8"x4"	2891	157	5831	217	8791	267	11781	316	14751	346

Estimation based on an offset tile installation pattern